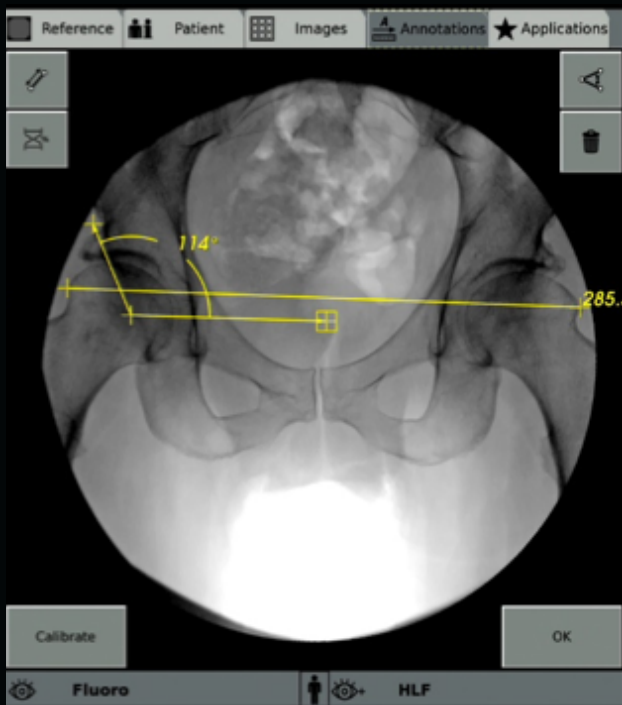
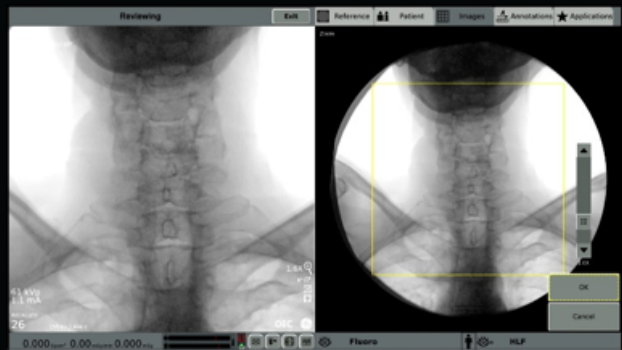
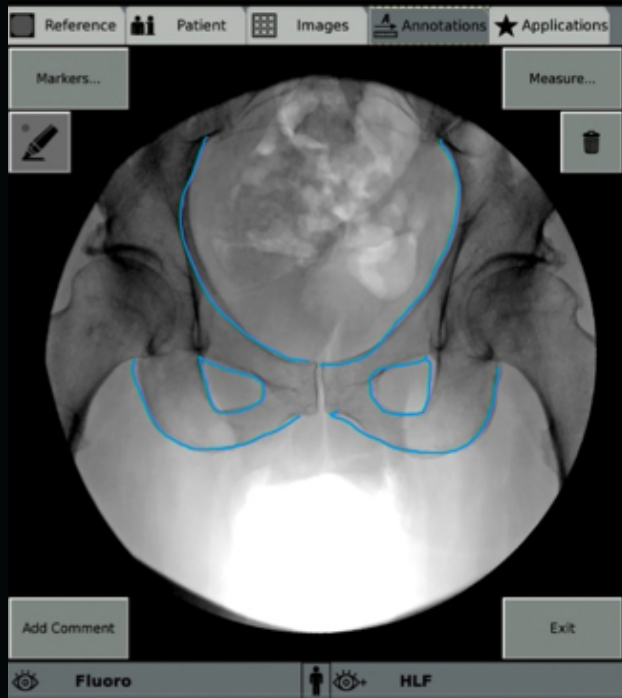




OEC Elite

Premium Mobile C-arm





OEC Elite

RENOWNED IMAGE QUALITY. INNOVATIVE FEATURES.

The combination of innovative and foundational imaging features available on OEC Elite empower surgical teams to adapt as changes occur. Trusted features assist in capturing images rich with clarity and detail:

Innovative Features

- Live Zoom up to 4X original size, pan to area of interest, and image in zoomed setting with no change in technique
- Digital Pen allows drawing directly on screen, with lines that remain persistent on live image
- Measurement and annotation tools to assist in procedure planning
- Reference Image Hold for quick comparisons
- Automatic imaging profiles, such as Pediatric, General HD or Bolus Chase help accentuate critical anatomy when needed

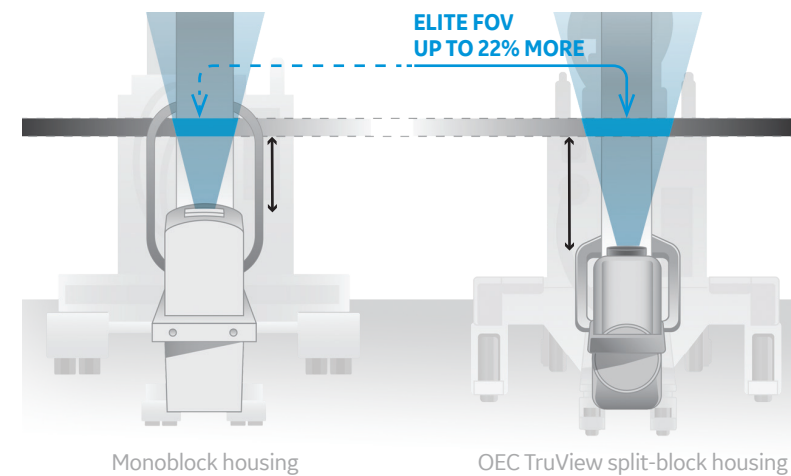
Foundational Features

- Smart Metal automatically adjusts brightness and contrast when metal is present in the imaging field
- AutoTrak Automatic Brightness Stabilization (ABS) identifies and focuses on areas of interest
- Minimal difference spatiotemporal noise filter (MDST) suppresses noise for definition and clarity
- Real-time general purpose dynamic range management (GDRM) accentuates critical anatomy and attenuates background tissue

ARTICULATING MONITOR. LARGE CLEAR DISPLAY.

Enable surgical teams to see more information easily without straining. High resolution monitor shows large displayed images to see fine details:

- 32" ultra-high definition 4K display
- Large 12.4" dual displayed images
- Bring display closer with 27" forward travel
- Flexible viewing with display arm featuring 5 ranges of motion



SEE MORE ANATOMY. LARGE FIELD OF VIEW.

OEC Elite's TrueView low-profile X-ray tube housing allows the detector to be closer to the anatomy, creating a 22% larger field of view, showing more anatomy and more detail with less skin dose. The low-profile X-ray tube housing also allows easier positioning around patients and various tables.

Choose a C-arm that moves the way you do



STANDARD C-ARM

The Standard C-arm was designed for fast efficient positioning with SmartView for easier AP and lateral movement and head-to-toe angulation.

- Efficient positioning with 90°/180° flip flop
- Additional range of motion and positioning flexibility with SmartView pivot joint
- 30% less force to steer*
- Available with 9" and 12" detectors
- Low lateral height at 39.1" on 9" detector



SUPER C-ARM

Increased depth that allows further reach and increased access for imaging around patient and table during surgery.

- Reach with 55° of overscan and 90° underscan
- Access with 33" arc depth
- Low lateral height at 40.8"
- Comfortable radial dial brakes
- 30% less force to steer*
- Available with 9" detector



WORKSTATION

Convenient workstation to help improve workflow with:

- Quick system startup and intuitive OEC user interface
- Lightweight and easy to move
- Ergonomic handles and storage bins
- SmartConnect - disconnect and reconnect C-arm without rebooting
- 32" UHD 4K touch screen monitor
- Articulating arm extends monitor up to 27" for easy surgeon viewing
- Virtual onscreen keyboard and silicon sealed physical keyboard

*Compared to 9900 Elite system

OEC Elite

Premium Mobile C-arm

CLEAR
1 k x 1 k x 16 bit
image processing at 30 fps

SMOOTH
True continuous fluoroscopy

DETECT
9" or 12" image intensifiers

PRECISE
Optional laser aimer

DOSE CONSCIOUS
Finger removable anti-scatter grid

INTUITIVE
OEC Touch control panel

SMARTVIEW
Lateral view articulating
pivot joint*

AGILE
30% less force to steer**

COOL
Advanced cooling technology

FOV
Low profile X-ray tube

CHOICE
Standard and Super C-arms

SHARP
12.4" images 4K UHD 32" display

PERFORM
Live Zoom, Digital Pen, and
measurement

VIEW
Articulating monitor extends up to
27" with full range of motion

FAST
Quick startup and
intuitive OEC user interface

MANEUVERABLE
Lightweight slim design workstation

CONVENIENT
Storage bay for printers or accessories

PRODUCTIVE
Disconnect and reconnect
C-arm without rebooting

SECURE
Linux-based operating system

* Availability of select models, configurations, and options varies by country.
** Compared to 9900 Elite system.

OEC Elite performance for a variety of clinical applications

ORTHOPEDIC • SPINE • GENERAL SURGERY • UROLOGY • PAIN MANAGEMENT • VASCULAR

Availability of select models, configurations, and options varies by country.
Please contact your local sales representative.

©2021 General Electric Company - All rights reserved.

General Electric Company reserves the right to make changes in specifications and features shown herein, or discontinue the product described at any time without notice or obligation. Contact your GE Representative for the most current information. GE, GE Monogram, OEC, and OEC One are trademarks of General Electric Company. GE OEC Medical Systems, Inc., doing business as GE Healthcare.

JB14867XXv2

